

2017

Mock Caldecott

Awards

Table of Contents:

Goals	2
Procedures	3
History	4
Criteria and Selection	9
Book Poster Wall Signs	18
Medals	28
Additional Resources	37

Goals:

1. to gain an awareness of the Caldecott medal and qualities of a good picture book
2. to practice reading for deep meaning and the subtleties of literature
3. to clearly express opinions and ideas with peers
4. to listen to and evaluate the ideas of others
5. to integrate cross curricular skills such as math
6. to build excitement about authors and new literature.

We are using 20 children's books published in 2016 as chosen by children's book bloggers

Mr. John Schumacher

@MrSchuReads ~ mrschureads.blogspot.com

and

Mr. Colby Sharp


@colbysharp ~ mrcolbysharp.com

Procedures:

1. Teach the history of the Caldecott Awards beginning November 1.
2. Decide the method your class will use to select winning books (pg. 9)
3. Teach the Caldecott criteria for evaluating books (pg. 10)
4. Read each book
5. Have students evaluate or take notes on each book
6. Choose your class winner and honor books
7. Submit your winner and honor books to Mr. Sammons via email by January 18.
8. One set of 20 books will be in the display case with class award ribbons.
9. Mr. Sammons will reveal the Grundy Center Elementary Mock Caldecott winner and honor books on January 20.
10. The remaining 60 books will be divided equally among classrooms.
11. On January 23, we will watch the award announcements at 8:30am (Mr. Sammons will record them as they run 7-8am CST).
12. The display case books will go to the IMC.

The Caldecott Medal was named in honor of English illustrator Randolph Caldecott who lived in the 1800's. He wrote called "John Gilpin's Ride." The Caldecott medal shows a scene from this book.

The award is given out every year by the Association for Library Service to Children, a division of the American Library Association, to the artist of the **most distinguished** American picture book for children.



In 1937, Rene' Paul Chambellan designed the Caldecott Medal. It is a bronze medal with the winner's name and the date engraved on the back.



Books that came close to winning were called “runners-up”. In 1971, that term was changed to “honor books”.



These medals look the same as the award except they are silver instead of bronze.

Who Chooses the Caldecott Award?

15 Librarians are chosen to be on the Caldecott committee. They read hundreds and hundreds of books so they can decide which one is the best!



They also make a group phone call to let the illustrators know they have won a Caldecott medal!

**Criteria 1 for our evaluation:
The illustration technique is well done.**

The technique could be painting, pencil drawings, collage, ink printing, chalk, or any other technique.



**Criteria 2 for our evaluation:
The illustrations are a good match for
the mood and themes of the story.**

This means that the illustrations might look dark and scary for a mystery book or bright and colorful for a book about good friends.

**Criteria 3 for our evaluation:
The illustrations are critical to the
understanding of the story.**

This means there are details of the story you might not understand if only the words were read.



from Lauren Castillo's Twitter feed

**Criteria 4 for our evaluation:
Children will want to pick up the book
and read it.**

The book must be for children and
something children will enjoy.

Some Ideas for Selecting the Winner

1. Use the four question Mock Caldecott evaluation form
 - a. This would allow students to vote immediately after reading
 - b. You could count the total scores to determine winners
 - c. You could teach mean, median, mode to determine winners

2. Use the Note Taking Form
 - a. This would allow students to read all books before selecting
 - b. You could determine the winner by voting
 - c. You could have students nominate books and defend choices resulting in a vote or discuss until all are in agreement

Some Ideas for Selecting Honor Books

1. Next Highest Vote Getters
 - a. Choose how many honors will be awarded
 - b. Use the ranking of next highest vote getters

2. Re-Vote
 - a. Choose how many honors will be awarded
 - b. Have students re-vote

3. Use the Note Taking Form procedures



Students selecting winning books should consider...

- 1. Excellence of execution in the artistic technique employed;**
- 2. Excellence of pictorial interpretation of story, theme, or concept;**
- 3. Appropriateness of style of illustration to the story, theme or concept;**
- 4. Delineation of plot, theme, characters, setting, mood or information through the pictures;**
- 5. Excellence of presentation in recognition of a child audience.**

Note: Students should keep in mind that the award is for distinguished illustrations in a picture book and for excellence of pictorial presentation for children. The award is not for didactic intent (teaches a lesson) or for popularity.

Official Caldecott Criteria

In identifying a “distinguished American picture book for children,” defined as illustration, committee members need to consider:

1. Excellence of execution in the artistic technique employed;
2. Excellence of pictorial interpretation of story, theme, or concept;
3. Appropriateness of style of illustration to the story, theme or concept;
4. Delineation of plot, theme, characters, setting, mood or information through the pictures;
5. Excellence of presentation in recognition of a child audience.

How to win a Caldecott Award!

* The best **illustrations** in a picture book for the whole year

1. The illustration **technique** is well done. → pencil → chalk → print/stamp → paint - collage

2. The illustrations help the mood and **theme** of the story.

→ Mood - feelings • scary • happy • sweet • funny • sad

→ Theme - • Bravery • Adventure • Friendship • Love • Family

3. The illustrations are important for understanding the **WHOLE** story. *details *details

4. Children want to pick up this book and read it.

Mock Caldecott Awards

Please remember, the Caldecott Award is given for distinguished illustrations in a picture book, not for its popularity or ability to teach a lesson.

1. The illustration technique (pencil drawings, paints, water colors, cut-outs, etc.) is well done.

Not really (1)

A little bit (2)

I think so (3)

Yes - Awesome! (4)

2. The illustration technique is a good match for the mood and themes of the story.

Not really (1)

A little bit (2)

I think so (3)

Yes - Awesome! (4)

3. The illustrations are critical to the understanding of the story.

Not really (1)

A little bit (2)

I think so (3)

Yes - For sure! (4)

4. The illustrations made me want to pick this book up and read it.

Not really (1)

Maybe(2)

Probably (3)

Yes - Must read! (4)

NAME OF BOOK _____

Question 1 _____ point(s)

AUTHOR _____

Question 2 _____ point(s)

ILLUSTRATOR _____

Question 3 _____ point(s)

Question 4 _____ point(s)

_____ total points

NAME OF BOOK _____

Question 1 _____ point(s)

AUTHOR _____

Question 2 _____ point(s)

ILLUSTRATOR _____

Question 3 _____ point(s)

Question 4 _____ point(s)

_____ total points

NAME OF BOOK _____

Question 1 _____ point(s)

AUTHOR _____

Question 2 _____ point(s)

ILLUSTRATOR _____

Question 3 _____ point(s)

Question 4 _____ point(s)

_____ total points

NAME OF BOOK _____

Question 1 _____ point(s)

AUTHOR _____

Question 2 _____ point(s)

ILLUSTRATOR _____

Question 3 _____ point(s)

Question 4 _____ point(s)

_____ total points

Mock Caldecott Awards

Please remember, the Caldecott Award is given for distinguished illustrations in a picture book, not for its popularity or ability to teach a lesson.

1. The illustration technique (pencil drawings, paints, water colors, cut-outs, etc.) is well done.

Not really (1)



A little bit (2)



I think so (3)



Yes - Awesome! (4)



2. The illustration technique is a good match for the mood and themes of the story.

Not really (1)



A little bit (2)



I think so (3)



Yes - Awesome! (4)



3. The illustrations are critical to the understanding of the story.

Not really (1)



A little bit (2)



I think so (3)



Yes - For sure! (4)



4. The illustrations made me want to pick this book up and read it.

Not really (1)



Maybe (2)



Probably (3)



Yes - Must read! (4)



Mock Caldecott Awards

Mock Caldecott Awards

Please remember, the Caldecott Award is given for distinguished illustrations in a picture book, not for its popularity or ability to teach a lesson.

Please remember, the Caldecott Award is given for distinguished illustrations in a picture book, not for its popularity or ability to teach a lesson.

1. The illustration technique (pencil drawings, paints, water colors, cut-outs, etc.) is well done.

1. The illustration technique (pencil drawings, paints, water colors, cut-outs, etc.) is well done.

Not really (1)

A little bit (2)

I think so (3)

Yes - Awesome! (4)



Not really (1)

A little bit (2)

I think so (3)

Yes - Awesome! (4)



2. The illustration technique is a good match for the mood and themes of the story.

2. The illustration technique is a good match for the mood and themes of the story.

Not really (1)

A little bit (2)

I think so (3)

Yes - Awesome! (4)



Not really (1)

A little bit (2)

I think so (3)

Yes - Awesome! (4)



3. The illustrations are critical to the understanding of the story.

3. The illustrations are critical to the understanding of the story.

Not really (1)

A little bit (2)

I think so (3)

Yes - For sure! (4)



Not really (1)

A little bit (2)

I think so (3)

Yes - For sure! (4)



4. The illustrations made me want to pick this book up and read it.

4. The illustrations made me want to pick this book up and read it.

Not really (1)

Maybe (2)

Probably (3)

Yes - Must read! (4)



Not really (1)

Maybe (2)

Probably (3)

Yes - Must read! (4)



Mock Caldecott Note-Taking

AUTHOR:	ILLUSTRATOR:
TITLE:	GENRE:

SUMMARY:
CHARACTERS:

PROS:


CONS/CONCERNS:

CRITERIA:

- Excellence of execution in the artistic technique employed;
- Excellence of pictorial interpretation of story, theme, or concept;
- Appropriateness of style of illustration to the story, theme, or concept;
- Delineation of plot, theme, characters, setting mood or information through pictures;
- Excellence of presentation in recognition of a child audience.


The committee should keep in mind the award is for distinguished illustrations in a picture book and for excellence in pictorial presentation for children. The award is not for didactic (ability to teach a lesson) intent nor for popularity.

A Poem for Peter: The Story of Ezra Jack Keats and the Creation of The Snowy Day



by Andrea Davis Pinkney
Illustrated by Lou Fancher
and Steve Johnson

We Found a Hat



by Jon Klassen

Horrible Bear!



by Ame Dyckman
Illustrated by Zachariah Ohora

Shy




by Deborah Freedman

Are We There Yet?




by Dan Santat

Maybe Something Beautiful: How Art Transformed a Neighborhood



by F. Isabel Campoy and
Theresa Howell
Illustrated by Rafael López

The Night Gardener




by Eric Fan and Terry Fan

Twenty Yawns



by Jane Smiley
Illustrated by Lauren Castillo

The Uncorker of Ocean Bottles




by Michelle Cuevas
Illustrated by Erin E. Stead

School's First Day of School



by Adam Rex
Illustrated by Christian Robinson

Freedom in Congo Square



by Carole Boston Weatherford
Illustrated by R. Gregory
Christie

This is Not a Picture Book!




by Sergio Ruzzier

Radiant Child



by Javaka Steptoe

It Is Not Time for Sleeping



by Lisa Graff
Illustrated by Lauren Castillo

Be a Friend



by Salina Yoon

Ideas Are All Around




by Philip C. Stead

They All Saw a Cat



by Brendan Wenzel

Samson in the Snow




by Philip C. Stead

Henry & Leo



by Pamela Zagarenski

The Airport Book



by Lisa Brown

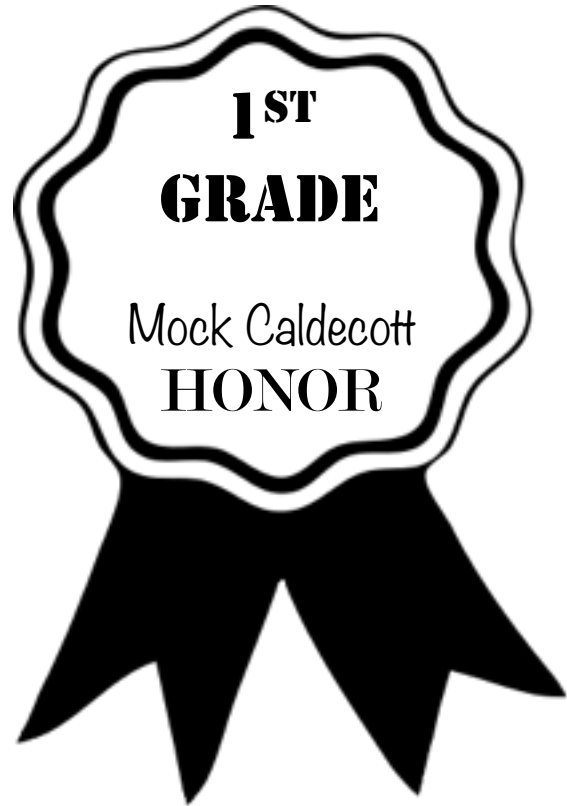
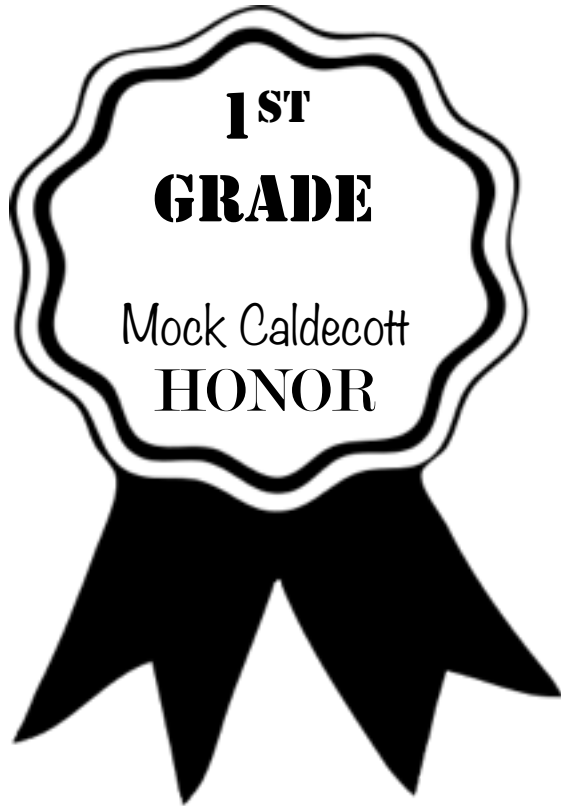
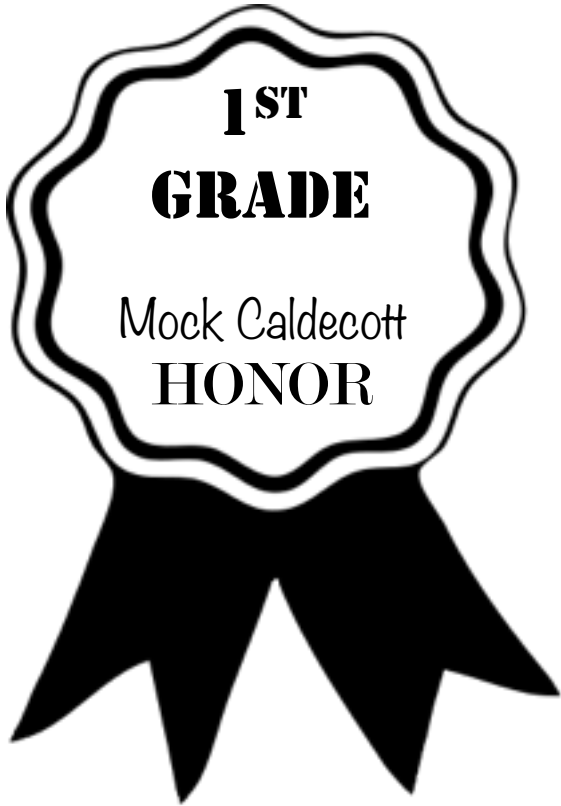
Use these medals to label your classroom AWARD and HONOR books. You may want to print the AWARD medal on gold paper and the HONOR medals on gray paper. Then, cut them out.


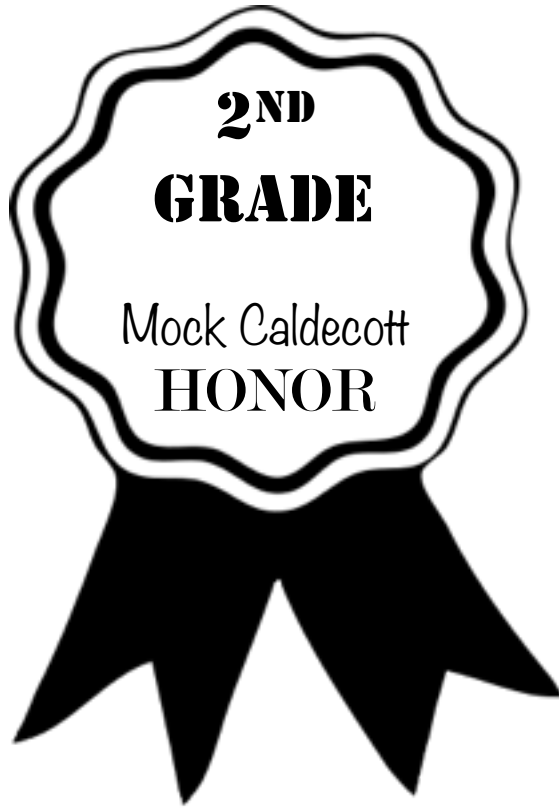

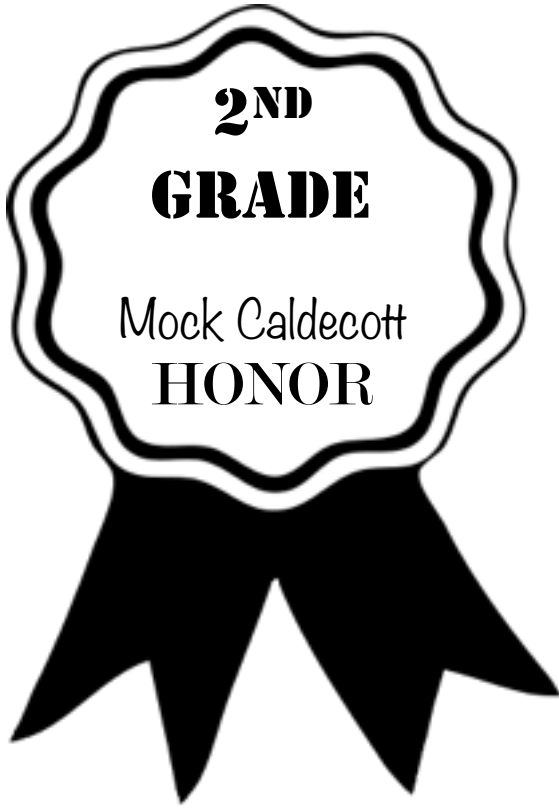



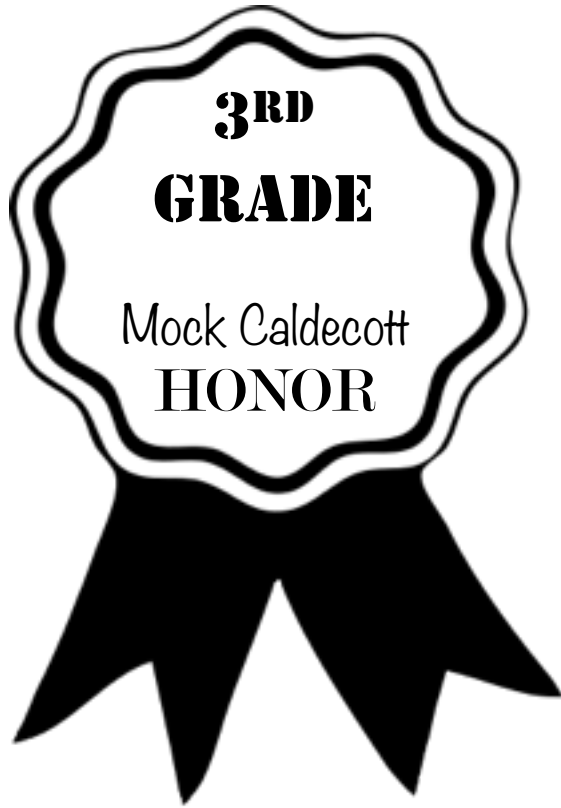

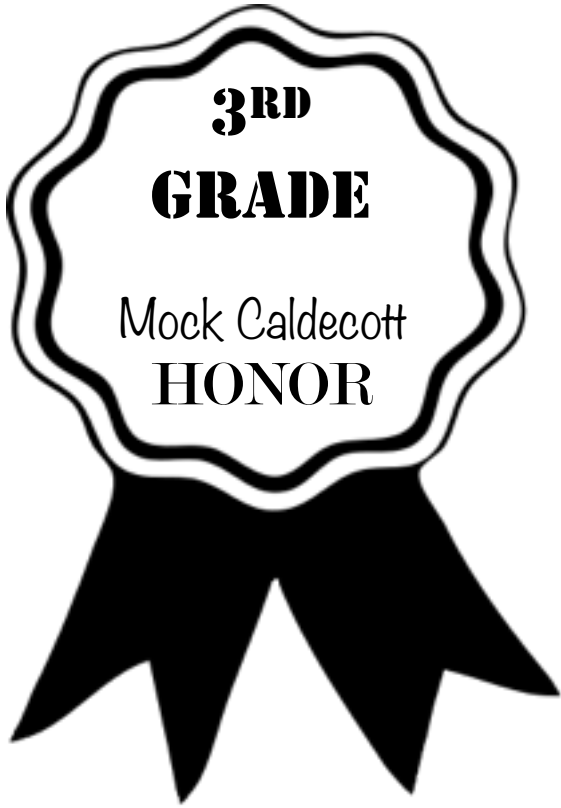


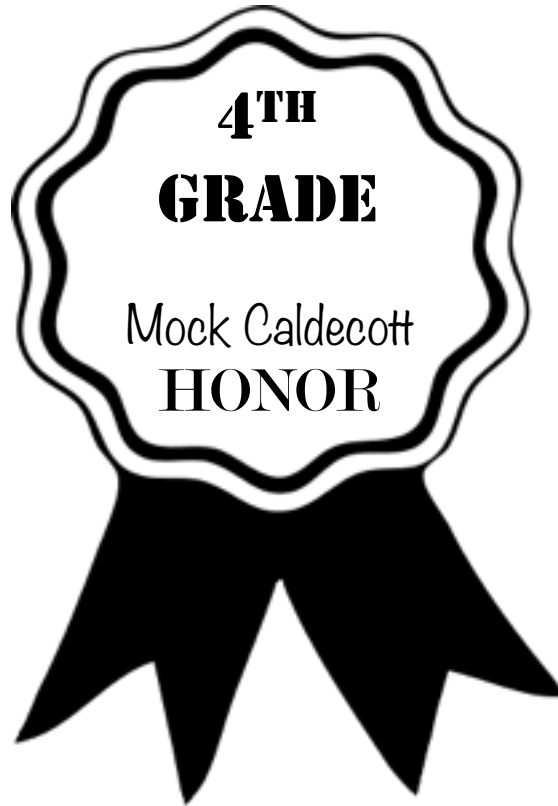
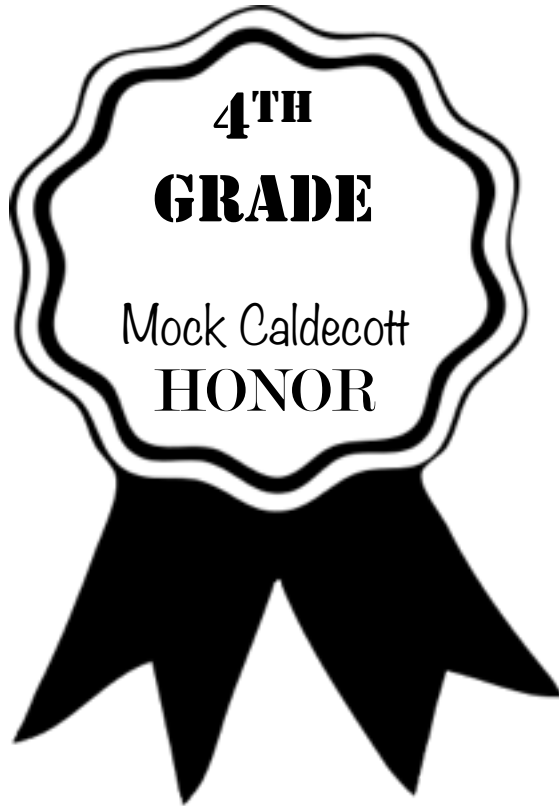
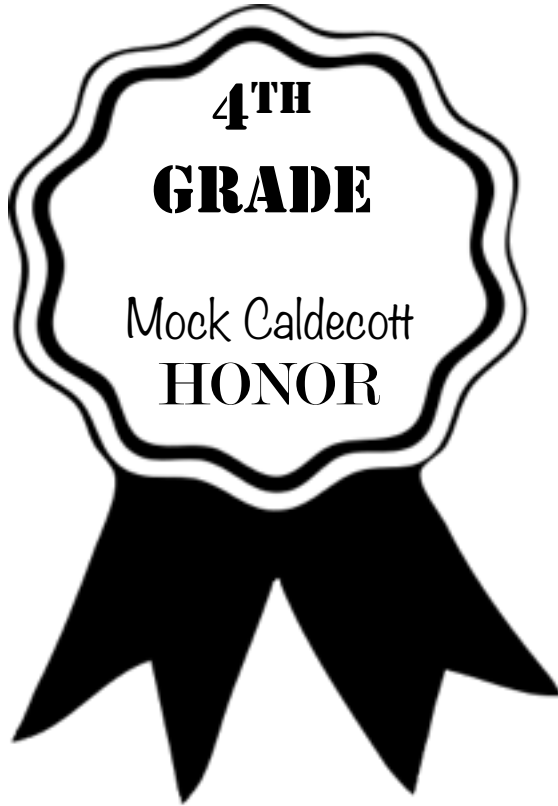
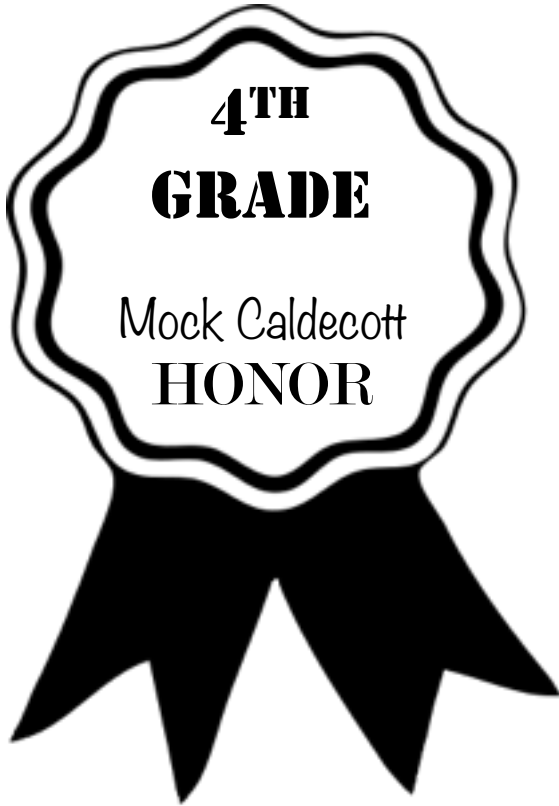














Additional Resources

Book Trailers (be careful of influencing votes)

[We Found a Hat](#)

[Horrible Bear](#)

[Maybe Something Beautiful](#)

[Are We There Yet?](#)

[Twenty Yawns](#)

[Be a Friend](#)

[They All Saw a Cat](#)

Teachingbooks.net subscription

Has interviews, lessons, text complexity, author pronunciation, and more!

Large Caldecott Medals

Made using gold foil wrapping paper over a cardboard pizza board. I projected the picture of the Caldecott medal onto the foil wrapped cardboard and traced parts with a dull pencil.



2017

Mock

Calddecott

Awards

The Caldecott winning book
announcement is

DAYS AWAY!

See you there!



Book Levels (at time of printing)

A.R. and Lexile numbers are listed to give more information about the books, NOT to exclude potential readers of the books. Picture books are for EVERYONE!

























Title	Author/Illustrator	A.R.	Lexile
A Poem for Peter: The Story of Ezra Jack Keats and The Creation of the Snowy Day	Andrea Davis Pinkney		
Horrible Bear	Amy Dyckman	1.7	110
We Found a Hat	Jon Klassen		
Shy	Deborah Freedman		
Are We There Yet?	Dan Santat	1.8	310
Maybe Something Beautiful	F. Isabel Campoy and Theresa Howell		580
School's First Day of School	Adam Rex		
Twenty Yawns	Jane Smiley		510
The Night Gardener	Eric Fan and Terry Fan	2.7	390
The Uncorker of Ocean Bottles	Michelle Cuevas		760
This is Not a Picture Book	Sergio Ruzzier		
Freedom in Congo Square	Carole Boston Weatherford	5.4	670
It is Not Time for Sleeping	Lauren Castillo		570
Radiant Child	Javaka Steptoe	4.7	1050
Ideas are All Around	Philip C. Stead	2.9	480
Be a Friend	Salina Yoon	1.9	
Samson in the Snow	Philip C. Stead	2.9	510
They All Saw a Cat	Brendan Wenzel	1.9	310
The Airport Book	Lisa Brown		
Henry and Leo	Pamela Zagarenski		

MOCK CALDECOTT BINGO


1. Cut out the 20 Mock Caldecott book covers and four other pictures along the squares. There is one blank space you will not use.

1. Glue the 24 pictures in ANY order on the blank page.

2. Now you are ready to play BINGO!

				
				
				
				
				<p>Do not use this box!</p>

MOCK CALDECOTT BINGO

Feel free to share this packet and spread the Mock Caldecott love!

This Mock Caldecott packet should be used for educational and classroom use only. Every effort was taken to choose images free of strict copyright rules and to provide correct website address references.

This packet should NOT be used for any commercial purposes.